



## Report

<b>Report Number/Reference:</b> RMB/CJ	<b>Date issued:</b> 19 <sup>th</sup> July 2007
<b>Agenda Item:</b> 12	<b>Date of Meeting:</b> 26 <sup>th</sup> July 2007
<b>This report is:</b> For Information	<b>Meeting Venue:</b> Warwickshire CC Shirehall, Warwick
<b>Report Status:</b> 2006/07 Finance Outturn Report by the Programme Accountant	

**Report Title:**

### *2006/07 Finance Outturn*

**Report Author:**

Chris Jukes  
WMRMB Programme Accountant

**Circulated to:**

Treasurer to WMRMB  
WMRMB

**Please forward to:**

**Summary:**





Final spend to date against the approved budget allocation for 2006/07.  
Actual time spent on individual projects to 31<sup>st</sup> March 2007.

**Recommendation(s):**

The Regional Management Board is requested to:

1. Note the 2006/07 finance outturn position of the Programme Office and individual projects.
2. Note the time spent on individual projects to 31<sup>st</sup> March 2007.

**For further information, please contact:**

<b>Chris Jukes</b> <b>WMRMB Programme Accountant</b> <b>(Warwickshire County Council)</b>		01926 412672
		
		01926 412962
		chrisjukes@warwickshire.gov.uk

*WMRMB – Delivering a proactive partnership to the Region’s communities that satisfies the needs of the present, prepares for the future and insures against the unpredictable.*

## 1. Background Details:

### a) Monthly Monitoring

At its meeting on 24<sup>th</sup> August 2004, the RMB Programme Board agreed that monthly monitoring reports for the Programme Office and individual projects would be reported to the Board.

The following tables provide a breakdown of the actual expenditure for this financial year 2006/07.

### b) Programme Office Monitoring

	Budget Days 2006/07 No.	Final Actual Days to March 2007 No.	Budget 2006/07 £'000	Final Actual Expenditure to March 2007 £'000	Under/(Overspend) for 2006/07 £'000
Staff	600	234	147.1	65.1	82.0
External Audit			1.0	1.0	0.0
RMB Conferencing, Web software, Licences			5.1	2.5	2.6
			153.2	68.6	84.6

### c) Project Budget Monitoring

Projects	Budget 2006/07 £'000	Final Actual Expenditure to March 2007 £'000	Under/(Overspend) for 2006/07 £'000
Description			
HRM Project Support	30.0	0.0	30.0
Integrated Risk Management – Project Manager	20.0	26.0	(6.0)
Resilience – Project Manager	66.6	58.9	7.7
	116.6	84.9	31.7

### d) Contingency

The contingency budget not allocated is £82.4k.

*WMRMB – Delivering a proactive partnership to the Region's communities that satisfies the needs of the present, prepares for the future and insures against the unpredictable.*

e) **Project Time Allocation**

The following tables provide a breakdown of actual time recorded against each project.

**Fire Safety Project Board**

Project Ref	Project Description	Actual Days Recorded 2005/06	Actual Days Recorded April '06 – Mar '07	Total Actual Days Recorded to Date
P 1.5	Regulatory Reform	77.8	0.0	77.8
P 1.4	Reducing False Alarms	4.7	0.0	4.7
<b>Total</b>		82.5	0.0	82.5

**Performance Project Board**

Project Ref	Project Description	Actual Days Recorded 2005/06	Actual Days Recorded April '06 – Mar '07	Total Actual Days Recorded to Date
P 7.4	CPA	61.0	21.5	82.5
P 7.2	Best Value	21.1	0.0	21.1
<b>Total</b>		82.1	21.5	103.6

**Procurement Project Board**

Project Ref	Project Description	Actual Days Recorded 2005/06	Actual Days Recorded April '06 – Mar '07	Total Actual Days Recorded to Date
P 7.3	External Funding Opportunities	2.5	4.7	7.2
P 6.1	Procurement	152.0	67.7	219.7
<b>Total</b>		154.6	72.4	226.9

**Resilience Project Board**

Project Ref	Project Description	Actual Days Recorded 2005/06	Actual Days Recorded April '06 – Mar '07	Total Actual Days Recorded to Date
P 2.3	Civil Contingency	190.5	176.1	366.6
P 2.2	New Dimension	491.0	493.4	984.4
<b>Total</b>		577.4	669.5	1,351.0

*WMRMB – Delivering a proactive partnership to the Region's communities that satisfies the needs of the present, prepares for the future and insures against the unpredictable.*

### **Control Project Board**

Project Ref	Project Description	Actual Days Recorded 2005/06	Actual Days Recorded April '06 – Mar '07	Total Actual Days Recorded to Date
P 5.1	Fire Control	958.3	1135.1	2093.4
P 5.3	Firelink	26.5	219.2	245.7
P 5.2	Control Staff Redeployment	24.0	20.6	44.6
<b>Total</b>		1008.7	1374.9	2383.7

### **HRM Project Board**

Project Ref	Project Description	Actual Days Recorded 2005/06	Actual Days Recorded April '06 – Mar '07	Total Actual Days Recorded to Date
P 3.3	Recruitment	10.8	1.8	12.6
P 3.1	HR Management	3.4	6.2	9.6
P 3.5	Sickness/Ill Health	8.4	3.0	11.4
P 3.2	Improving Opportunities	38.5	0.0	38.5
P 4.2	Workforce Development	124.1	9.2	133.3
P 3.4	Leadership	7.9	0.8	8.7
<b>Total</b>		181.8	21.0	214.1

### **Response Project Board**

Project Ref	Project Description	Actual Days Recorded 2005/06	Actual Days Recorded April '06 – Mar '07	Total Actual Days Recorded to Date
P 7.1	IRMP	149.3	1.8	151.1
P 2.1	Effective Response	40.9	31.7	72.6
P 1.2	Mutual Assistance	61.8	8.8	70.6
P 4.1	Incident Management	1.5	18.6	20.1
P 1.3	Fire Investigation	26.8	0.0	26.8
P 1.1	Health & Safety	183.9	0.0	183.9
<b>Total</b>		464.0	60.9	525.1

*WMRMB – Delivering a proactive partnership to the Region's communities that satisfies the needs of the present, prepares for the future and insures against the unpredictable.*

## **2. Legal Implications:**

There are no legal implications arising from this report.

## **3. Financial Implications:**

There are no financial implications arising from this report.

## **4. Background Papers:**

WMRMB Programme Plan 2006-08

## **5. Attachments:**

There are no attachments to this report.

*WMRMB – Delivering a proactive partnership to the Region's communities that satisfies the needs of the present, prepares for the future and insures against the unpredictable.*